

Every 50 Service Hours or Weekly

Every 50 Service Hours or Weekly

You must read and understand the warnings and instructions contained in the Safety section of this manual, before performing any operation or maintenance procedures.


Backhoe Linkage

Lubricate the Fittings

Wipe all fittings before lubricating.




1. Lubricate fitting at the base of each boom cylinder.




2. These fittings are located at the base of the boom. Lubricate fittings (1) and (2) for the lower boom bearings. Lubricate fittings (3) and (4) for the boom cylinder rod. Lubricate fitting (5) for the stick cylinder head.


NOTE: To ensure proper lubrication of the lower boom bearings and the boom cylinder rod bearings, grease should be applied to fittings (1), (2), (3) and (4), first with the boom raised and any implement suspended, then with the boom lowered and the implement resting on the ground with a slight down pressure.



3. Lubricate four fittings (6), (7), (8) and (9) on the link.



4. Lubricate three fittings (10), (11), and (12) on the bucket.



5. Lubricate fittings (13) on the stick cylinder rod, (14) and (15) at the connection of the boom and stick and (16) on the bucket cylinder head.